

PASRR Foundation

Colorado PASRR

2025

Confidential & Propriety Notice:

© Copyright 2025 Maximus. This document and the information disclosed within, including the document structure and contents, is confidential and the proprietary property of Maximus and is protected by copyright and other proprietary rights. The contents may not be duplicated, used, or disclosed in whole or in part for any purpose without the prior written permission of Maximus.

Objectives



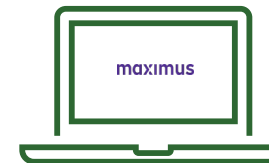
Understand the rules and regulations surrounding PASRR.

Discuss the structure and purpose of PASRR.



Develop an understanding of the importance of PASRR and your role.

Coming Soon



PASRR Overview

From a federal and state lens



Preadmission Screening and Resident Review (PASRR)

PASRR Program

Federal program administered by CMS (1987)
Regs: 42 CFR 483.100-138.

Level I identification screen:
Anyone seeking admission to a Medicaid certified Nursing Facility (NF) must be screened for MI/ID/RC

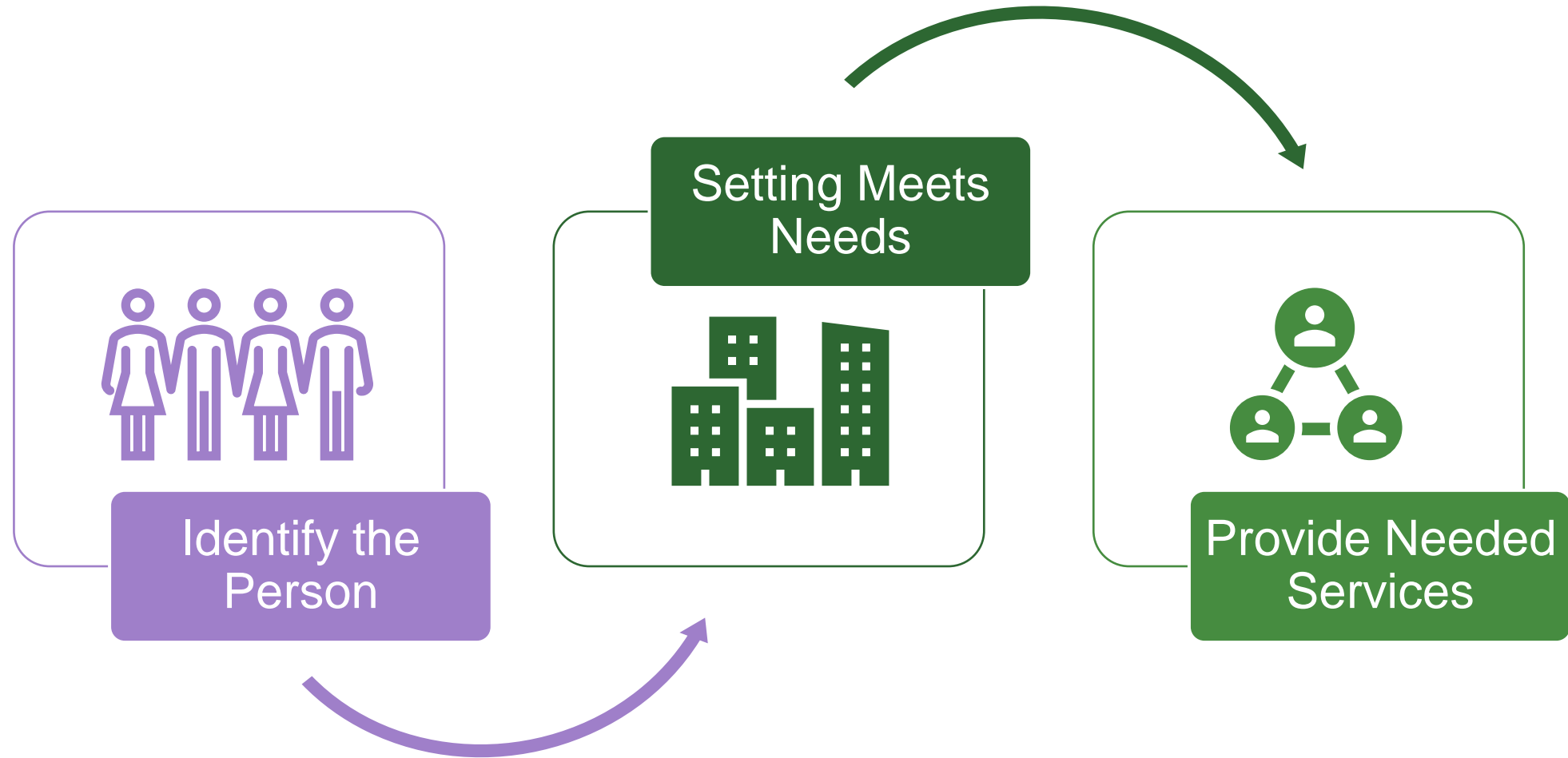
Level II comprehensive assessment of known or suspected MI/ID/RC conditions

2016 LTC final rule: strengthened coordination and care planning alignment between PASRR and nursing facility staff

Optimize a person's placement
success, treatment success, and

**QUALITY
OF LIFE**

Reaching the Goal of PASRR



The most appropriate services

In the most appropriate place

At the most appropriate time

#1. Does this person have a PASRR condition?

THE Ds OF PASRR

- **Diagnosis (or suspicion of)**
- **Dementia: If present, is it primary?**
- **Duration**
- **Disability**

Examples of Possible Related Conditions (RC)

Anoxia at birth	Arthrogryposis	Autism	Congenital Blindness	Cerebral Palsy	Congenital Deafness	Down Syndrome
Encephalitis	Fetal Alcohol Syndrome	Fredreich's Ataxia	Hemiparesis	Hemiplegia	Hydrocephaly	Klippel-Feil Syndrome
Meningitis	Multiple Sclerosis	Muscular Dystrophy	Paraparesis	Paraplegia	Polio	PDD
Prader-Willi syndrome	Quadraplegia	Seizure Disorder	Spina Bifida	Spinal Cord Injury	Traumatic Brain Injury	XXY Syndrome

Diagnosis for condition prior to age 22, expected to last indefinitely.	Self-care	Understanding and use of Language
	Learning	Mobility
	Self-direction	Capacity for Independent Living
Three or more functional limitations:		

#2: What is the most appropriate setting for this person?

- **Least restrictive level of care**
 - Too acute/not acute enough
- **NF (meets LOC and NF can meet needs)**
 - NF MUST incorporate ALL PASRR identified services into care plan
- **Specialized Services**
 - Disability services specific to the person to meet required needs
- **Alternative setting or Community Services**

#3: Might this person be a candidate for transition to the community?

What supports or services would be necessary to return to the community?

- **Community setting**
 - With or without supports
 - Independent living
 - Group home
 - Assisted living
- **Person directed care**

#4: What unique disability specific supports and services are needed while a resident of an NF to ensure safety, health, and well-being?

- **Specialized Services**
- **Highest practicable physical, mental, and psychosocial well-being**
- **Any needed service/support**
 - Not limited to facility's existing resources

Evolving guidance...

Mental Illness

- Any psychotropic
- Any Anxiolytic
- Any Antidepressant
- Any Mental Health Diagnosis

Serious Mental Illness

- Major diagnosis that is not primary dementia
- Level of impairment in major life activities within the past 3–6 months (due to the diagnosis)
- Recent treatment more intensive than outpatient more than once within the past two years or experience of an episode of significant life disruption

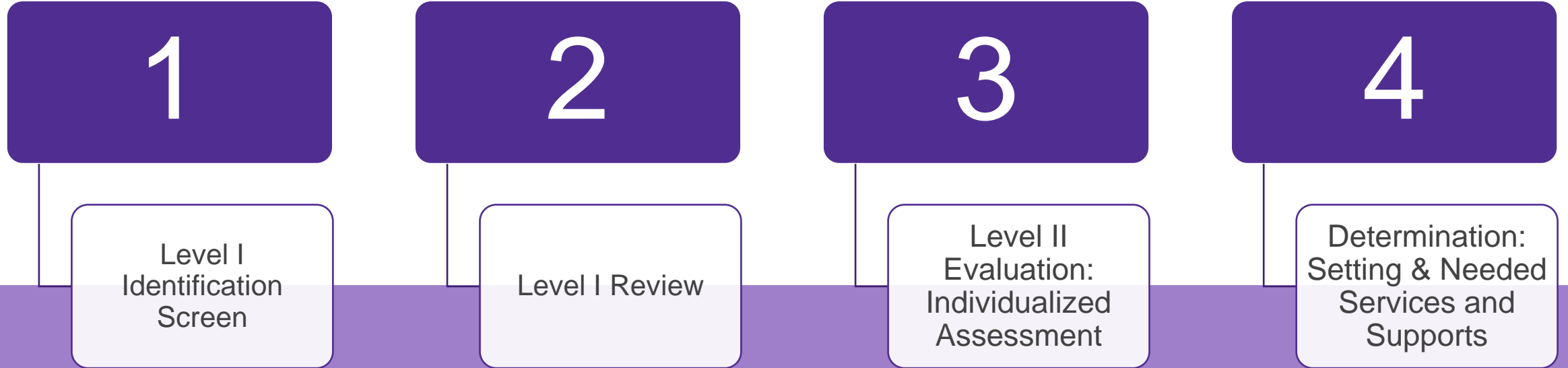


Somewhere
between MDS
triggers &
current national
Level II
Evaluation
volumes

1987 ⇨ 1992 ⇨ 1993 ⇨ ⇨ ⇨ 2015-15 MDS Analysis ⇨ Emerging

-----BREADTH OF SMI DEFINITION-----

PASRR Process Overview



Who receives a
Preadmission
Level I?


EVERYONE
entering a
Medicaid-certified
NF



Regardless of payer source



Regardless of diagnoses



Regardless of current location

Submitting a Level I



- Who
 - CMA submits for anyone with Medicaid (PAS or RR)
 - Hospital submits for their (non-Medicaid) patients (Medical or Psych)
 - NF submits for current residents and community members without Medicaid
-



- When
 - As soon as the need for NF placement is identified
 - Discharge planning begins at admission
 - Most screening outcomes are available instantly
 - Some take up to 6 business hours from receipt of all needed information
 - Completed ULTC 100.2 (for Medicaid Members)
-



- Where:
 - Submit via AssessmentPro
 - Outcomes are available to the referral entity
 - ***Outcomes are only available to receiving NFs once the NF submits a tracking notice in PathTracker***

Level I Screening

Categorical and Exemption Options



Level I Screen Clinical Review Purpose

Level I screens with disability indicators are triggered for a clinical review to evaluate if the NF applicant is eligible for:

- A PASRR exemption
- A Categorical option
- Or if a full Level II assessment is required now

Level I Determinations

- **Approved = no PASRR condition**
 - Can admit to NF
- **Refer for Level II = has a suspected PASRR condition**
 - Requires Level II



Intent of Categorical Options

Certain categories, like conditions, severity of illness, or need for certain services that can indicate, by nature of being in that category, that the person typically needs NF care OR typically does not need specialized services

**Remember: These are not designed to be a shortcut
around a Level II assessment**

BASIC REQUIREMENTS FOR APPLICATION OF EXEMPTION/CATEGORICAL DETERMINATIONS

- Must have a known/suspected PASRR condition
- Must be psychiatrically stable and NOT a danger to self or others
- Each outcome has specific criteria

Exempted Hospital Discharge (EHD)

**Admitting from
a medical
hospital for
treatment of a
specific
medical
condition**

**Expected NF
discharge within
30 days to
recuperate for
the condition
treated in the
hospital**

**Physician
certifies NF care
will be 30 days
or less**

Not eligible for Psychiatric admissions

If longer care required, NF submits a new Level I in AssessmentPro.

X Level I Time-Limited Categorical Options

Emergency	7 day admit
Delirium	7 day admit
Respite to caregiver for HCBS waivers only	30 days per waiver certification period
Convalescent Care	60 day admit

Level I Long-Term Categorical Options

Terminal
Illness

- Life expectancy of 6 months or less

Severe
Physical
Illness

- Coma
- Vent dependence
- Functioning at brain-stem level
- Progressed ALS
- Progressed Huntington's, etc.

DOCUMENTATION MUST ACCOMPANY SCREEN

Level I Screening

Resident Review



When Do I Submit a Level I for a Resident Review?

Significant Change Review

- Significant change in Status
- Submit the Level I & required documentation as soon as you discover a potential status change to ensure a timely completion of the PASRR process.

Submitted through AssessmentPro via the Level I Screen.
AssessmentPro is accessible 24/7, 365 days a year

X Status Change

28

Section 1919(e)(7)(B)(iii) of the Social Security Act, indicates that Resident Reviews are required for NF residents experiencing a 'significant change in condition.'







A *significant change* is a **major decline** or **improvement** in a resident's status that:

Will not normally resolve itself without intervention by staff or by implementing standard disease-related clinical interventions;




Impacts more than one area of the resident's health status; **and**

Requires interdisciplinary review and/or revision of the care plan

Status Change: If PASRR Condition is Present

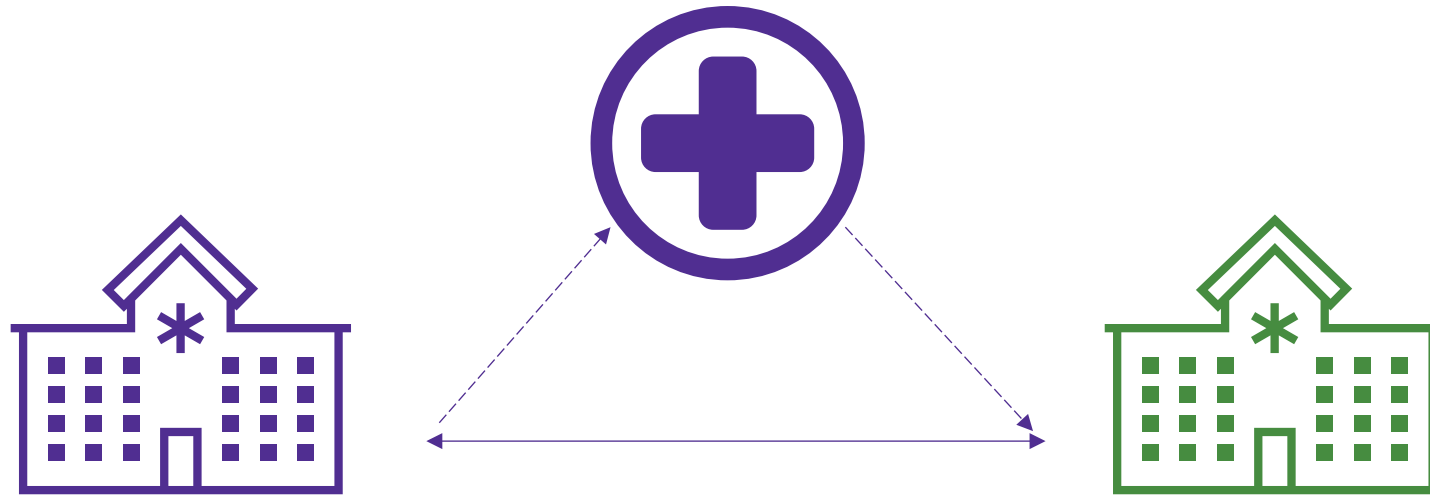
	Increased behavioral, psychiatric, or mood-related symptoms
	Behavioral, psychiatric, or mood related symptoms that have not responded to ongoing treatment
	Improved medical condition such that the plan of care or placement recommendations may require modifications
	Physical change with behavioral, psychiatric, or mood-related symptoms, or cognitive abilities, that may influence adjustment to an altered pattern of daily living
	Indicates a preference to leave the facility
	Condition or treatment is or will be significantly different than described in the resident's most recent PASRR Level II evaluation and determination

Status Change: With No Existing PASRR Condition

	Exhibits behavioral, psychiatric, or mood-related symptoms suggesting the presence of SMI where dementia is not the primary diagnosis
	ID/RC not previously identified and evaluated through PASRR
	For NF residents who are psychiatrically hospitalized and plan to return to NF

Note: this is not an exhaustive list

Interfacility Transfers (NF to NF) and Bed Holds






A new PASRR is **NOT** required if the person is transferring NF to NF or on a bed hold if a status change event has not occurred.

Level II Assessments



x Level II Importance

- In-depth assessment
- Tells who the person is
- State and Federally required



X Level II Required:

Prior to NF admission

Known/Suspected
MI and/or ID/RC

Not eligible for an
EHD or categorical

Conclusion of time-
limited decision &
continued NF needed

Respite

30-day Exemption

60-day Categorical

7-day Emergency

Significant change in
status

Signs/symptoms
of/increase in behaviors

New diagnosis

Psychotropic medication
additions/increases

Care plan change

1

DETERMINATION

2

NOTICE OF
DETERMINATION
REPORT

3

CONSIDERATION
OF PLACEMENT
OPTIONS

4

SERVICE
DELIVERY
ASSURANCES

The Level II Summary Report has critical information NF providers need to determine if they can provide the needed services to the person

After the Assessment

Level II Outcomes



Determination of most appropriate location to meet the person's needs



Description of support needs to promote successful care receipt



Identification of services

Upcoming Training Opportunities

Title	Date	Time	Subjects
AssessmentPro Walkthrough	6/9/2025	12pm	This session will serve as a tour through the system to show how you will complete your work related to PASRR.
	6/12/2025	10am	
	6/13/2025	11am	
All about Level I and PathTracker	6/16/2025	9am	All about Level I and PathTracker
	6/18/2025	11am	
	6/20/2025	2pm	
Program Refresher	6/24/2025	12pm	Program Refresher
	6/25/2025	11a	
	6/26/2025	1pm	
Q&A	7/2/2025	12pm	Q&A
	7/3/2025	12pm	
	7/8/2025	12pm	
	7/10/2025	12pm	

Questions

Website: <https://copasrr.maximusclinicalservices.com/svcs/co/pasrr>

Help Desk: COPASRR@maximus.com

Phone: 833-588-7787